

The Art of PostgreSQL

Turn Thousands of Lines
of Code into Simple Queries




A BOOK ABOUT POSTGRESQL BY DIMITRI FONTAINE

PostgreSQL for developers

Dimitri Fontaine
PostgreSQL Major Contributor

POSTGRESQL MAJOR CONTRIBUTOR

PostgreSQL



CURRENTLY WORKING AT

Citus Data



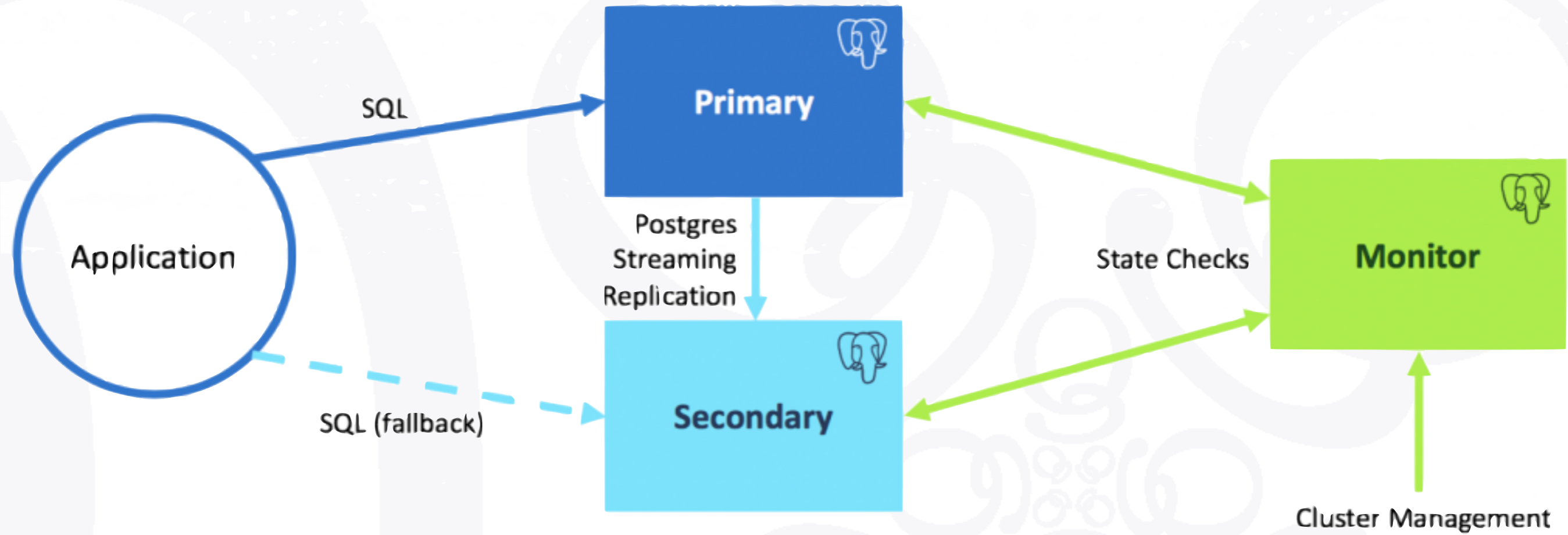


Join us!

<https://careers.microsoft.com/us/en/job/622968/Azure-Database-for-PostgreSQL-MySQL-MariaDB-Dev-Support-Engineer>



pg_auto_failover




Automated Failover

PostgreSQL Licence, GitHub, fully open

Migrating to PostgreSQL

In a single command line!

pgloader.io



One-command migration

```
$ pgloader mysql://root@localhost/f1db?useSSL=false \  
pgsql://f1db@localhost/f1db
```

```
$ pgloader ./test/mysql/f1db.load
```

```
2019-06-19T11:24:36.014000+02:00 LOG pgloader version "3.6.26cc9ca"
```

```
2019-06-19T11:24:36.154000+02:00 LOG Migrating from #<MYSQL-CONNECTION mysql://root@localhost:3306/f1db {100620ACC3}>
```

```
2019-06-19T11:24:36.155000+02:00 LOG Migrating into #<PGSQL-CONNECTION pgsq://dim@UNIX:5432/plop {100620B583}>
```

```
2019-06-19T11:24:41.001000+02:00 LOG report summary reset
```

table name	errors	rows	bytes	total time
-----	-----	-----	-----	-----
fetch meta data	0	33		0.413s
Create Schemas	0	0		0.002s
Create SQL Types	0	0		0.005s
Create tables	0	26		0.174s
Set Table OIDs	0	13		0.007s
-----	-----	-----	-----	-----
f1db.circuits	0	73	8.5 kB	0.024s
f1db.constructorresults	0	11142	186.2 kB	0.089s
f1db.constructors	0	208	15.0 kB	0.113s
f1db.constructorstandings	0	11896	249.3 kB	0.242s
f1db.drivers	0	842	79.8 kB	0.175s
f1db.laptimes	0	426633	11.2 MB	2.148s
f1db.driverstandings	0	31726	719.1 kB	0.456s
f1db.pitstops	0	6251	209.6 kB	0.351s
f1db.races	0	997	100.6 kB	0.353s
f1db.seasons	0	69	3.9 kB	0.384s
f1db.qualifying	0	7516	286.4 kB	0.094s
f1db.results	0	23777	1.3 MB	0.276s
f1db.status	0	134	1.7 kB	0.023s
-----	-----	-----	-----	-----
COPY Threads Completion	0	4		2.549s
Create Indexes	0	20		2.396s
Index Build Completion	0	20		1.322s
Reset Sequences	0	10		0.105s
Primary Keys	0	13		0.020s
Create Foreign Keys	0	0		0.000s
Create Triggers	0	0		0.001s
Set Search Path	0	1		0.001s
Install Comments	0	0		0.000s
-----	-----	-----	-----	-----
Total import time	✓	521264	14.3 MB	6.394s

SECOND EDITION

The Art of PostgreSQL

Turn Thousands of Lines
of Code into Simple Queries



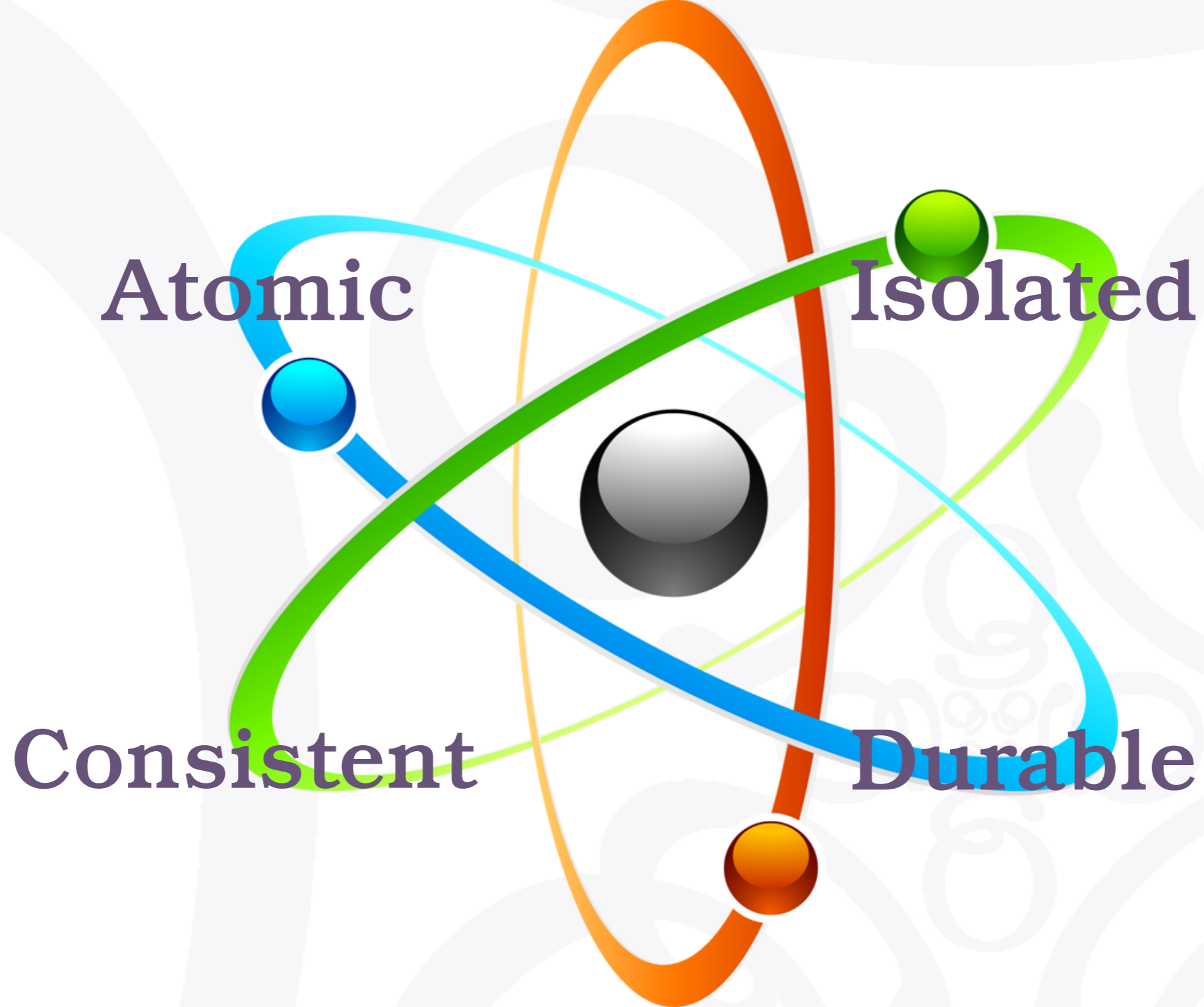
by Dimitri Fontaine

Why PostgreSQL?

RELATIONAL DATABASE MANAGEMENT SYSTEM

Concurrency & Isolation





RDMBS are ACID

Concurrency and Isolation

Atomic

ROLLBACK ;

Consistent

- Schema

```
create table foo
(
  id int,
  f1 text
);
```

- Data types

- Constraints

```
check, not null,
pkey, fkey
```

- Relations

- SQL

Isolated

\$ pg_dump

Durable



PostgreSQL for Developers

- *Transactions*
- *SQL*
- *Object Oriented*
- *Extensions*
- *Rich data types*
- *Data Processing*
- *Advanced Indexing*
- *Arrays, XML, JSON*



SQL for developers



New York Stock Exchange

Daily NYSE Group Volume in NYSE Listed, 2017

2010	1/4/2010	1,425,504,460	4,628,115	\$38,495,460,645
2010	1/5/2010	1,754,011,750	5,394,016	\$43,932,043,406
2010	1/6/2010	1,655,507,953	5,494,460	\$43,816,749,660
2010	1/7/2010	1,797,810,789	5,674,297	\$44,104,237,184

```
create table factbook
(
  year      int,
  date      date,
  shares    text,
  trades    text,
  dollars   text
);
```

```
\copy factbook from 'factbook.csv' with delimiter E'\t' null ''
```

Daily NYSE Group Volume in NYSE Listed, 2017

```
alter table factbook
  alter shares
    type bigint
  using replace(shares, ',', ' '::bigint,

  alter trades
    type bigint
  using replace(trades, ',', ' '::bigint,

  alter dollars
    type bigint
  using substring(replace(dollars, ',', ' ') from 2)::numeric;
```




SQL and Algorithms

Top-N Heapsort, Python

```
#!/usr/bin/env python3
```

```
import psycopg2
import heapq
import sys
```

```
PGCONNSTRING = "dbname=appdev application_name=cont"
```

```
def top(n):
    "Fetch data from the factbook table"

    conn = psycopg2.connect(PGCONNSTRING)
    curs = conn.cursor()
    sql = """
SELECT date, dollars
FROM factbook
WHERE date is not null
"""
    curs.execute(sql)

    topn = [(0, None) for i in range(n)]
    heapq.heapify(topn)

    for date, dollars in curs.fetchall():
        heapq.heappushpop(topn, (dollars, date))

    return topn
```

```
if __name__ == '__main__':
    n = int(sys.argv[1])
    topn = top(n)

    for dollars, date in heapq.nlargest(n, topn):
        print("%s: %s" % (date, dollars))
```

```
2014-12-19: 124663932012
2015-09-18: 118869806099
2014-09-19: 118622863491
2013-12-20: 117924997250
2015-03-20: 115466468635
2016-06-24: 112434567771
2015-06-26: 110931465892
2010-06-25: 110901889417
2015-12-18: 110329938339
2014-03-21: 107923489435
```

Top-N Heapsort, SQL

```
select date, dollars
  from factbook
 order by dollars desc
  limit 10;
```

date	dollars
2014-12-19	124663932012
2015-09-18	118869806099
2014-09-19	118622863491
2013-12-20	117924997250
2015-03-20	115466468635
2016-06-24	112434567771
2015-06-26	110931465892
2010-06-25	110901889417
2015-12-18	110329938339
2014-03-21	107923489435

(10 rows)

Top-N Heapsort, SQL

`explain (analyze, verbose, buffers)`

```
Limit (cost=76.73..76.76 rows=10 width=12)
      (actual time=1.356..1.359 rows=10 loops=1)
Output: date, dollars
Buffers: shared hit=18
-> Sort (cost=76.73..81.62 rows=1953 width=12)
      (actual time=1.354..1.354 rows=10 loops=1)
Output: date, dollars
Sort Key: factbook.dollars DESC
Sort Method: top-N heapsort Memory: 25kB
Buffers: shared hit=18
-> Seq Scan on public.factbook
      (cost=0.00..34.53 rows=1953 width=12)
      (actual time=0.017..0.673 rows=1953 loops=1)
Output: date, dollars
Buffers: shared hit=15
Planning time: 0.137 ms
Execution time: 1.395 ms
(13 rows)
```



Monthly Reports

Monthly Report, SQL

```
\set start '2017-02-01'
```

```
select date,  
        to_char(shares, '99G999G999G999') as shares,  
        to_char(trades, '99G999G999') as trades,  
        to_char(dollars, 'L99G999G999G999') as dollars  
from factbook  
where date >= date : 'start'  
        and date < date : 'start' + interval '1 month'  
order by date;
```

Monthly Report, SQL

date	shares	trades	dollars
2017-02-01	1,161,001,502	5,217,859	\$ 44,660,060,305
2017-02-02	1,128,144,760	4,586,343	\$ 43,276,102,903
2017-02-03	1,084,735,476	4,396,485	\$ 42,801,562,275
2017-02-06	954,533,086	3,817,270	\$ 37,300,908,120
2017-02-07	1,037,660,897	4,220,252	\$ 39,754,062,721
2017-02-08	1,100,076,176	4,410,966	\$ 40,491,648,732
2017-02-09	1,081,638,761	4,462,009	\$ 40,169,585,511
2017-02-10	1,021,379,481	4,028,745	\$ 38,347,515,768
2017-02-13	1,020,482,007	3,963,509	\$ 38,745,317,913
2017-02-14	1,041,009,698	4,299,974	\$ 40,737,106,101
2017-02-15	1,120,119,333	4,424,251	\$ 43,802,653,477
2017-02-16	1,091,339,672	4,461,548	\$ 41,956,691,405
2017-02-17	1,160,693,221	4,132,233	\$ 48,862,504,551
2017-02-21	1,103,777,644	4,323,282	\$ 44,416,927,777
2017-02-22	1,064,236,648	4,169,982	\$ 41,137,731,714
2017-02-23	1,192,772,644	4,839,887	\$ 44,254,446,593
2017-02-24	1,187,320,171	4,656,770	\$ 45,229,398,830
2017-02-27	1,132,693,382	4,243,911	\$ 43,613,734,358
2017-02-28	1,455,597,403	4,789,769	\$ 57,874,495,227

(19 rows)

Monthly Report, Python

```
def fetch_month_data(year, month):
    "Fetch a month of data from the database"
    date = "%d-%02d-01" % (year, month)
    sql = """
    select date, shares, trades, dollars
    from factbook
    where date >= date %s
    and date < date %s + interval '1 month'
    order by date;
    """
    pgconn = psycopg2.connect(CONNSTRING)
    curs = pgconn.cursor()
    curs.execute(sql, (date, date))

    res = {}
    for (date, shares, trades, dollars) in curs.fetchall():
        res[date] = (shares, trades, dollars)

    return res
```

```
def list_book_for_month(year, month):
    """List all days for given month, and for each
    day list fact book entry.
    """
    data = fetch_month_data(year, month)

    cal = Calendar()
    print("%12s | %12s | %12s | %12s" %
          ("day", "shares", "trades", "dollars"))
    print("%12s-+-%12s-+-%12s-+-%12s" %
          ("-" * 12, "-" * 12, "-" * 12, "-" * 12))

    for day in cal.itermonthdates(year, month):
        if day.month != month:
            continue
        if day in data:
            shares, trades, dollars = data[day]
        else:
            shares, trades, dollars = 0, 0, 0

    print("%12s | %12s | %12s | %12s" %
          (day, shares, trades, dollars))
```


Monthly Report, Python





```
$ ./factbook-month.py 2017 2
```

day	shares	trades	dollars
2017-02-01	1161001502	5217859	44660060305
2017-02-02	1128144760	4586343	43276102903
2017-02-03	1084735476	4396485	42801562275
2017-02-04	0	0	0
2017-02-05	0	0	0
2017-02-06	954533086	3817270	37300908120
2017-02-07	1037660897	4220252	39754062721
2017-02-08	1100076176	4410966	40491648732
2017-02-09	1081638761	4462009	40169585511
2017-02-10	1021379481	4028745	38347515768
2017-02-11	0	0	0
2017-02-12	0	0	0
2017-02-13	1020482007	3963509	38745317913
2017-02-14	1041009698	4299974	40737106101
2017-02-15	1120119333	4424251	43802653477
2017-02-16	1091339672	4461548	41956691405
2017-02-17	1160693221	4132233	48862504551
2017-02-18	0	0	0
2017-02-19	0	0	0
2017-02-20	0	0	0
2017-02-21	1103777644	4323282	44416927777
2017-02-22	1064236648	4169982	41137731714
2017-02-23	1192772644	4839887	44254446593
2017-02-24	1187320171	4656770	45229398830
2017-02-25	0	0	0
2017-02-26	0	0	0
2017-02-27	1132693382	4243911	43613734358
2017-02-28	1455597403	4789769	57874495227



Where is that code used?

Frontend, Back Office, Finance, Accounting, Invoicing, ...





Days with no activity, SQL

Monthly Report, Fixed, SQL

```
select cast(calendar.entry as date) as date,  
        coalesce(shares, 0) as shares,  
        coalesce(trades, 0) as trades,  
        to_char(  
            coalesce(dollars, 0),  
            'L99G999G999G999'  
        ) as dollars  
from /*  
        * Generate the target month's calendar then LEFT JOIN  
        * each day against the factbook dataset, so as to have  
        * every day in the result set, whether or not we have a  
        * book entry for the day.  
        */  
        generate_series(date : 'start',  
                        date : 'start' + interval '1 month'  
                        - interval '1 day',  
                        interval '1 day'  
        )  
        as calendar(entry)  
left join factbook  
        on factbook.date = calendar.entry  
order by date;
```

Monthly Report, Fixed, SQL

date	shares	trades	dollars
2017-02-01	1161001502	5217859	\$ 44,660,060,305
2017-02-02	1128144760	4586343	\$ 43,276,102,903
2017-02-03	1084735476	4396485	\$ 42,801,562,275
2017-02-04	0	0	\$ 0
2017-02-05	0	0	\$ 0
2017-02-06	954533086	3817270	\$ 37,300,908,120
2017-02-07	1037660897	4220252	\$ 39,754,062,721
2017-02-08	1100076176	4410966	\$ 40,491,648,732
2017-02-09	1081638761	4462009	\$ 40,169,585,511
2017-02-10	1021379481	4028745	\$ 38,347,515,768
2017-02-11	0	0	\$ 0
2017-02-12	0	0	\$ 0
2017-02-13	1020482007	3963509	\$ 38,745,317,913
2017-02-14	1041009698	4299974	\$ 40,737,106,101
2017-02-15	1120119333	4424251	\$ 43,802,653,477
2017-02-16	1091339672	4461548	\$ 41,956,691,405
2017-02-17	1160693221	4132233	\$ 48,862,504,551
2017-02-18	0	0	\$ 0
2017-02-19	0	0	\$ 0
2017-02-20	0	0	\$ 0
2017-02-21	1103777644	4323282	\$ 44,416,927,777
2017-02-22	1064236648	4169982	\$ 41,137,731,714
2017-02-23	1192772644	4839887	\$ 44,254,446,593
2017-02-24	1187320171	4656770	\$ 45,229,398,830
2017-02-25	0	0	\$ 0
2017-02-26	0	0	\$ 0
2017-02-27	1132693382	4243911	\$ 43,613,734,358
2017-02-28	1455597403	4789769	\$ 57,874,495,227

(28 rows)



**Marketing dept wants
Week on Week Evolution**

Monthly Report, WoW%, SQL

date	day	dollars	WoW %
2017-02-01	Wed	\$ 44,660,060,305	-2.21
2017-02-02	Thu	\$ 43,276,102,903	1.71
2017-02-03	Fri	\$ 42,801,562,275	10.86
2017-02-04	Sat	\$ 0	∞
2017-02-05	Sun	\$ 0	∞
2017-02-06	Mon	\$ 37,300,908,120	-9.64
2017-02-07	Tue	\$ 39,754,062,721	-37.41
2017-02-08	Wed	\$ 40,491,648,732	-10.29
2017-02-09	Thu	\$ 40,169,585,511	-7.73
2017-02-10	Fri	\$ 38,347,515,768	-11.61
2017-02-11	Sat	\$ 0	∞
2017-02-12	Sun	\$ 0	∞
2017-02-13	Mon	\$ 38,745,317,913	3.73
2017-02-14	Tue	\$ 40,737,106,101	2.41
2017-02-15	Wed	\$ 43,802,653,477	7.56
2017-02-16	Thu	\$ 41,956,691,405	4.26
2017-02-17	Fri	\$ 48,862,504,551	21.52
2017-02-18	Sat	\$ 0	∞
2017-02-19	Sun	\$ 0	∞
2017-02-20	Mon	\$ 0	∞
2017-02-21	Tue	\$ 44,416,927,777	8.28
2017-02-22	Wed	\$ 41,137,731,714	-6.48
2017-02-23	Thu	\$ 44,254,446,593	5.19
2017-02-24	Fri	\$ 45,229,398,830	-8.03
2017-02-25	Sat	\$ 0	∞
2017-02-26	Sun	\$ 0	∞
2017-02-27	Mon	\$ 43,613,734,358	∞
2017-02-28	Tue	\$ 57,874,495,227	23.25

(28 rows)

Monthly Report, WoW%, SQL

```
with computed_data as
(
  select cast(date as date) as date,
         to_char(date, 'Dy') as day,
         coalesce(dollars, 0) as dollars,
         lag(dollars, 1)
           over(
             partition by extract('isodow' from date)
             order by date
           )
         as last_week_dollars
  from /*
    * Generate the month calendar, plus a week
    * before so that we have values to compare
    * dollars against even for the first week
    * of the month.
    */
    generate_series(date : 'start' - interval '1 week',
                  date : 'start' + interval '1 month'
                    - interval '1 day',
                  interval '1 day'
    )
  as calendar(date)
  left join factbook using(date)
)

select date, day,
       to_char(
         coalesce(dollars, 0),
         'L99G999G999G999'
       ) as dollars,
       case when dollars is not null
            and dollars <> 0
            then round( 100.0
                       * (dollars - last_week_dollars)
                       / dollars
                       , 2)
            end
       as "WoW %"
  from computed_data
  where date >= date : 'start'
  order by date;
```

Monthly Report, WoW%, SQL

```
with computed_data as
(
  select cast(date as date)    as date,
         to_char(date, 'Dy')  as day,
         coalesce(dollars, 0) as dollars,
         lag(dollars, 1)
         over(
           partition by extract('isodow' from date)
           order by date
         )
         as last_week_dollars
  from /*
       * Generate the month calendar, plus a week
       * before so that we have values to compare
       * dollars against even for the first week
       * of the month.
       */
       generate_series(date : 'start' - interval '1 week',
                      date : 'start' + interval '1 month'
                      - interval '1 day',
                      interval '1 day'
       )
  as calendar(date)
  left join factbook using(date)
)

select date, day,
       to_char(
         coalesce(dollars, 0),
         'L99G9999G9999G999'
       ) as dollars,
       case when dollars is not null
            and dollars <> 0
            then round( 100.0
                       * (dollars - last_week_dollars)
                       / dollars
                       , 2)
            end
       as "WoW %"
  from computed_data
  where date >= date : 'start'
  order by date;
```

Window Function, SQL'92

Monthly Report, WoW%, SQL

date	day	dollars	WoW %
2017-02-01	Wed	\$ 44,660,060,305	-2.21
2017-02-02	Thu	\$ 43,276,102,903	1.71
2017-02-03	Fri	\$ 42,801,562,275	10.86
2017-02-04	Sat	\$ 0	∞
2017-02-05	Sun	\$ 0	∞
2017-02-06	Mon	\$ 37,300,908,120	-9.64
2017-02-07	Tue	\$ 39,754,062,721	-37.41
2017-02-08	Wed	\$ 40,491,648,732	-10.29
2017-02-09	Thu	\$ 40,169,585,511	-7.73
2017-02-10	Fri	\$ 38,347,515,768	-11.61
2017-02-11	Sat	\$ 0	∞
2017-02-12	Sun	\$ 0	∞
2017-02-13	Mon	\$ 38,745,317,913	3.73
2017-02-14	Tue	\$ 40,737,106,101	2.41
2017-02-15	Wed	\$ 43,802,653,477	7.56
2017-02-16	Thu	\$ 41,956,691,405	4.26
2017-02-17	Fri	\$ 48,862,504,551	21.52
2017-02-18	Sat	\$ 0	∞
2017-02-19	Sun	\$ 0	∞
2017-02-20	Mon	\$ 0	∞
2017-02-21	Tue	\$ 44,416,927,777	8.28
2017-02-22	Wed	\$ 41,137,731,714	-6.48
2017-02-23	Thu	\$ 44,254,446,593	5.19
2017-02-24	Fri	\$ 45,229,398,830	-8.03
2017-02-25	Sat	\$ 0	∞
2017-02-26	Sun	\$ 0	∞
2017-02-27	Mon	\$ 43,613,734,358	∞
2017-02-28	Tue	\$ 57,874,495,227	23.25

(28 rows)

The SQL Standard

SQL:2016

Thinking in SQL

- Structured Query Language
- Declarative Programming Language
- Relational Model
 - Unix: *everything is a file*
 - Java: *everything is an object*
 - Python: *packages, modules, classes, methods*
 - SQL: **relations**

SQL Relations

- SELECT describes the type of the relation
 - Named a *projection* operator
 - Defines SQL Query Attribute domains
- FROM introduces base relations
- Relational Operators compute new relations
 - INNER JOIN
 - OUTER JOIN
 - LATERAL JOIN
 - set operators: UNION, EXCEPT, INTERSECT

SQL Relations

```
with decades as
(
    select extract('year' from date_trunc('decade', date)) as decade
    from races
    group by decade
)
select decade,
    rank() over(partition by decade order by wins desc) as rank,
    forename, surname, wins

from decades
left join lateral
(
    select code, forename, surname, count(*) as wins
    from drivers
    join results
        on results.driverid = drivers.driverid
        and results.position = 1
    join races using(raceid)

    where extract('year' from date_trunc('decade', races.date))
        = decades.decade

    group by decades.decade, drivers.driverid
    order by wins desc
    limit 3
)
as winners on true

order by decade asc, wins desc;
```

Top-3 Pilots by decade

decade	rank	forename	surname	wins
1950	1	Juan	Fangio	24
1950	2	Alberto	Ascari	13
1950	3	Stirling	Moss	12
1960	1	Jim	Clark	25
1960	2	Graham	Hill	14
1960	3	Jack	Brabham	11
1970	1	Niki	Lauda	17
1970	2	Jackie	Stewart	16
1970	3	Emerson	Fittipaldi	14
1980	1	Alain	Prost	39
1980	2	Nelson	Piquet	20
1980	2	Ayrton	Senna	20
1990	1	Michael	Schumacher	35
1990	2	Damon	Hill	22
1990	3	Ayrton	Senna	21
2000	1	Michael	Schumacher	56
2000	2	Fernando	Alonso	21
2000	3	Kimi	Räikkönen	18
2010	1	Lewis	Hamilton	45
2010	2	Sebastian	Vettel	40
2010	3	Nico	Rosberg	23

(21 rows)



SQL is Code

SQL & Developer Tooling

```
with computed_data as
(
  select cast(date as date)    as date,
         to_char(date, 'Dy')  as day,
         coalesce(dollars, 0) as dollars,
         lag(dollars, 1)
           over(
             partition by extract('isodow' from date)
             order by date
           )
         as last_week_dollars
  from /*
       * Generate the month calendar, plus a week before
       * so that we have values to compare dollars against
       * even for the first week of the month.
       */
       generate_series(date :'start' - interval '1 week',
                      date :'start' + interval '1 month'
                      - interval '1 day',
                      interval '1 day'
        )
        as calendar(date)
  left join factbook using(date)
)
select date, day,
       to_char(
         coalesce(dollars, 0),
         'L99G999G999G999'
       ) as dollars,
       case when dollars is not null
            and dollars <> 0
            then round( 100.0
                      * (dollars - last_week_dollars)
                      / dollars
                      , 2)
            end
       as "WoW %"
  from computed_data
 where date >= date :'start'
 order by date;
```

- Code Integration
 - SQL Queries in .sql files
 - Parameters
 - Result Set To Objects
 - A Result Set **is a** Relation
- Testing
 - Unit Testing
 - Regression Testing

Object Relational Mapping

- *The **R** in ORM stands for **relation***
- *Every SQL query result set is a relation*
- *Alternatives: JOOQ, POMM*



Integration of SQL as code

YeSQL for Clojure

<https://github.com/krisajenkins/yesql>

Also exists for:

- *Python*
- *PHP*
- *C#*
- *Javascript*
- *Erlang*
- *Ruby*

Python AnosQL

```
$ cat queries.sql
```

```
-- name: get-all-greetings
```

```
-- Get all the greetings in the database
```

```
SELECT * FROM greetings;
```

```
-- name: $select-users
```

```
-- Get all the users from the database,
```

```
-- and return it as a dict
```

```
SELECT * FROM USERS;
```

Python AnoSQL

```
import anosql
import psycopg2
import sqlite3

# PostgreSQL
conn = psycopg2.connect('...')
queries = anosql.load_queries('postgres', 'queries.sql')

queries = queries.get_all_users(conn)
# [{"id": 1, "name": "Meghan"}, {"id": 2, "name": "Harry"}]

queries = queries.get_all_greetings(conn)
# => [(1, 'Hi')]
```

RegreSQL

```
$ regresql test
```

```
Connecting to 'postgres:///chinook?sslmode=disable'... ✓
```

```
TAP version 13
```

```
ok 1 - src/sql/album-by-artist.1.out
```

```
ok 2 - src/sql/album-tracks.1.out
```

```
ok 3 - src/sql/artist.1.out
```

```
ok 4 - src/sql/genre-topn.top-3.out
```

```
ok 5 - src/sql/genre-topn.top-1.out
```

```
ok 6 - src/sql/genre-tracks.out
```

RegreSQL

```
$ tree regresql/  
regresql/  
├── expected  
│   ├── src  
│   │   └── sql  
│   │       ├── album-by-artist.1.out  
│   │       ├── album-tracks.1.out  
│   │       ├── artist.1.out  
│   │       ├── genre-topn.1.out  
│   │       ├── genre-topn.top-1.out  
│   │       ├── genre-topn.top-3.out  
│   │       └── genre-tracks.out  
├── out  
│   ├── src  
│   │   └── sql  
│   │       ├── album-by-artist.1.out  
│   │       ├── album-tracks.1.out  
│   │       ├── artist.1.out  
│   │       ├── genre-topn.1.out  
│   │       ├── genre-topn.top\ 1.out  
│   │       ├── genre-topn.top\ 3.out  
│   │       ├── genre-topn.top-1.out  
│   │       ├── genre-topn.top-3.out  
│   │       └── genre-tracks.out  
├── plans  
│   ├── src  
│   │   └── sql  
│   │       ├── album-by-artist.yaml  
│   │       ├── album-tracks.yaml  
│   │       ├── artist.yaml  
│   │       └── genre-topn.yaml  
└── regress.yaml
```

9 directories, 21 files

PostgreSQL Extensions

Geolocation: ip4r

```
select *  
  from geolite.blocks  
  join geolite.location  
        using(locid)  
where iprange  
        >>=  
        '74.125.195.147';
```



Constraint Exclusion

```
create table geolite.blocks
(
  iprange      ip4r,
  locid        integer,

  exclude using gist (iprange with &&)
);
```

Geolocation & earthdistance

```
with geoloc as
(
  select location as l
    from location
   join blocks using(locid)
  where iprange
        >>=
        '212.58.251.195'
)
select name,
       pos <@> l miles
   from pubnames, geoloc
order by pos <-> l
limit 10;
```

name	miles
The Windmill	0.238820308117723
County Hall Arms	0.343235607674773
St Stephen's Tavern	0.355548630092567
The Red Lion	0.417746499125936
Zeitgeist	0.395340599421532
The Rose	0.462805636194762
The Black Dog	0.536202634581979
All Bar One	0.489581827372222
Slug and Lettuce	0.49081531378207
Westminster Arms	0.42400619117691

(10 rows)

NBA Games Statistics

“An interesting factoid: the team that recorded the fewest defensive rebounds in a win was the 1995-96 Toronto Raptors, who beat the Milwaukee Bucks 93-87 on 12/26/1995 despite recording only 14 defensive rebounds.”

NBA Games Statistics

```
with stats(game, team, drb, min) as (  
    select ts.game, ts.team, drb, min(drb) over ()  
    from team_stats ts  
        join winners w on w.id = ts.game  
                        and w.winner = ts.team  
)  
select game.date::date,  
    host.name || ' -- ' || host_score as host,  
    guest.name || ' -- ' || guest_score as guest,  
    stats.drb as winner_drb  
from stats  
    join game on game.id = stats.game  
    join team host on host.id = game.host  
    join team guest on guest.id = game.guest  
where drb = min;
```

NBA Games Statistics

```
-[ RECORD 1 ]-----  
date          | 1995-12-26  
host          | Toronto Raptors -- 93  
guest         | Milwaukee Bucks -- 87  
winner_drb   | 14  
-[ RECORD 2 ]-----  
date          | 1996-02-02  
host          | Golden State Warriors -- 114  
guest         | Toronto Raptors -- 111  
winner_drb   | 14  
-[ RECORD 3 ]-----  
date          | 1998-03-31  
host          | Vancouver Grizzlies -- 101  
guest         | Dallas Mavericks -- 104  
winner_drb   | 14  
-[ RECORD 4 ]-----  
date          | 2009-01-14  
host          | New York Knicks -- 128  
guest         | Washington Wizards -- 122  
winner_drb   | 14
```

Time: 126.276 ms

Pure SQL Histograms

```
with drb_stats as (  
    select min(drb) as min,  
           max(drb) as max  
    from team_stats  
),  
    histogram as (  
    select width_bucket(drb, min, max, 9) as bucket,  
           int4range(min(drb), max(drb), '[') as range,  
           count(*) as freq  
    from team_stats, drb_stats  
    group by bucket  
    order by bucket  
)  
select bucket, range, freq,  
       repeat('■',  
             ( freq::float  
               / max(freq) over()  
               * 30  
             )::int  
             ) as bar  
from histogram;
```


Pure SQL Histograms

bucket	range	freq	bar
1	[10, 15)	52	
2	[15, 20)	1363	█
3	[20, 25)	8832	████████████████████
4	[25, 30)	20917	████████████████████████████████████████████
5	[30, 35)	20681	████████████████████████████████████████████
6	[35, 40)	9166	████████████████████████████████████████
7	[40, 45)	2093	███
8	[45, 50)	247	
9	[50, 54)	20	
10	[54, 55)	1	

(10 rows)

THE ART OF POSTGRES QL

Ask Me Two Questions!

Dimitri Fontaine
Citus Data, Microsoft

@tapoueh

The Art of PostgreSQL

Turn Thousands of Lines
of Code into Simple Queries

